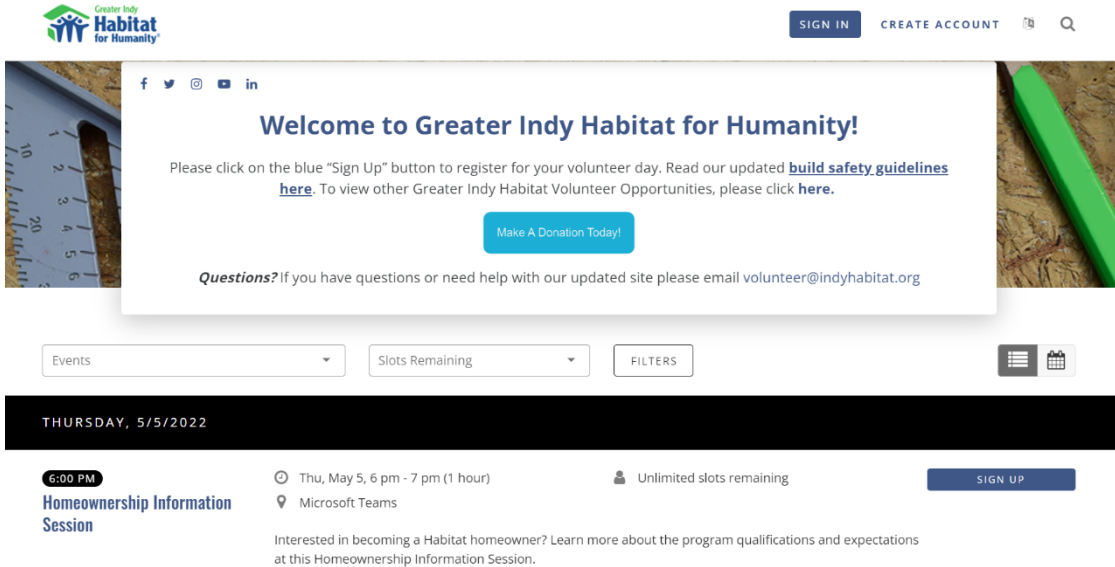


How to Sign Up for your Volunteer Opportunity

Step 1:

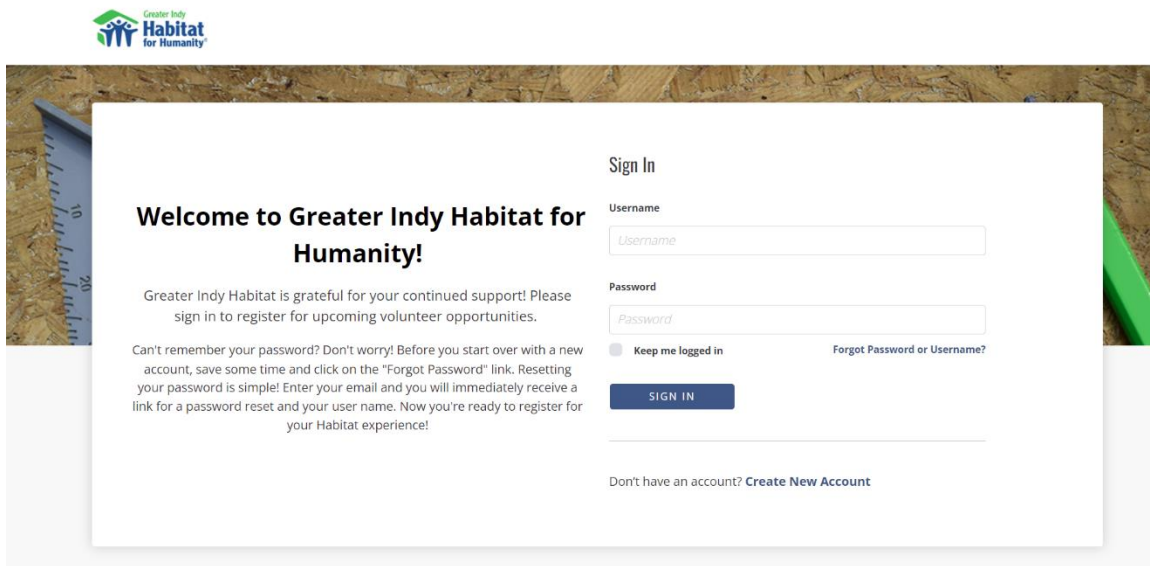
Click on the unique link that was provided to you or go to indyhabitat.volunteerhub.com. It will bring you to a calendar view of volunteer opportunities. Click on the option of your choice to learn more & sign-up. Click the sign-up button on the right of the page or at the top right corner of the screen.



The screenshot shows the homepage of the Greater Indy Habitat for Humanity volunteer hub. At the top, there is a navigation bar with the logo, social media icons, and links for "SIGN IN" and "CREATE ACCOUNT". Below this is a large banner with the text "Welcome to Greater Indy Habitat for Humanity!" and instructions to click the "Sign Up" button to register. A blue button labeled "Make A Donation Today!" is also visible. Below the banner, there are filters for "Events" and "Slots Remaining", and a "FILTERS" button. The main content area shows a calendar view for Thursday, 5/5/2022, with a "SIGN UP" button next to a "Homeownership Information Session" event. The event details include the time (6:00 PM), date (Thu, May 5, 6 pm - 7 pm (1 hour)), location (Microsoft Teams), and a link to learn more about the program qualifications and expectations.

Step 2:

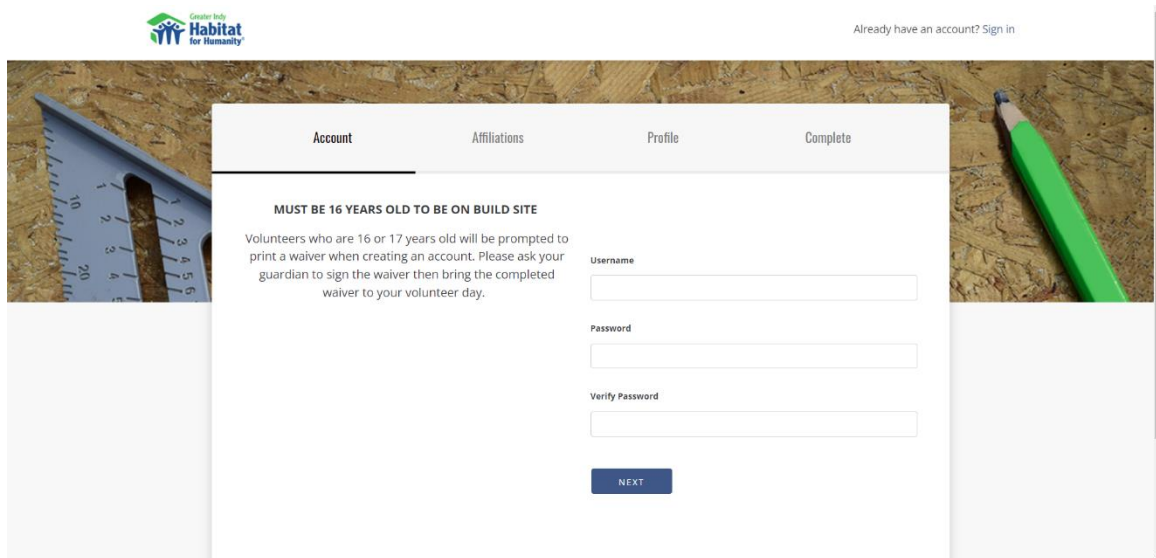
This will take you to the sign-in page. If you do not have an account, click on the Create New Account link at the bottom of the page.



The screenshot shows the sign-in page of the Greater Indy Habitat for Humanity volunteer hub. The page has a white background with a wood-grain border. The heading "Welcome to Greater Indy Habitat for Humanity!" is prominently displayed. Below the heading, there is a message: "Greater Indy Habitat is grateful for your continued support! Please sign in to register for upcoming volunteer opportunities." A link for "Forgot Password or Username?" is provided. The sign-in form includes fields for "Username" and "Password", a "Keep me logged in" checkbox, and a "SIGN IN" button. At the bottom, there is a link for "Create New Account" for users who do not have an account.

Step 3:

Create a Username and Password.



The screenshot shows the Habitat for Humanity registration form at Step 3. The background features a wooden surface with a blue square and a green pencil. The form has a header with the Habitat for Humanity logo and a link "Already have an account? Sign in". Below the header is a progress bar with four tabs: "Account", "Affiliations", "Profile", and "Complete". The "Account" tab is active. The main content area has a heading "MUST BE 16 YEARS OLD TO BE ON BUILD SITE" followed by a paragraph: "Volunteers who are 16 or 17 years old will be prompted to print a waiver when creating an account. Please ask your guardian to sign the waiver then bring the completed waiver to your volunteer day." Below this is a form with three input fields: "Username", "Password", and "Verify Password". A blue "NEXT" button is at the bottom.

Greater Body
Habitat
for Humanity

Already have an account? Sign in

Account Affiliations Profile Complete

MUST BE 16 YEARS OLD TO BE ON BUILD SITE

Volunteers who are 16 or 17 years old will be prompted to print a waiver when creating an account. Please ask your guardian to sign the waiver then bring the completed waiver to your volunteer day.

Username

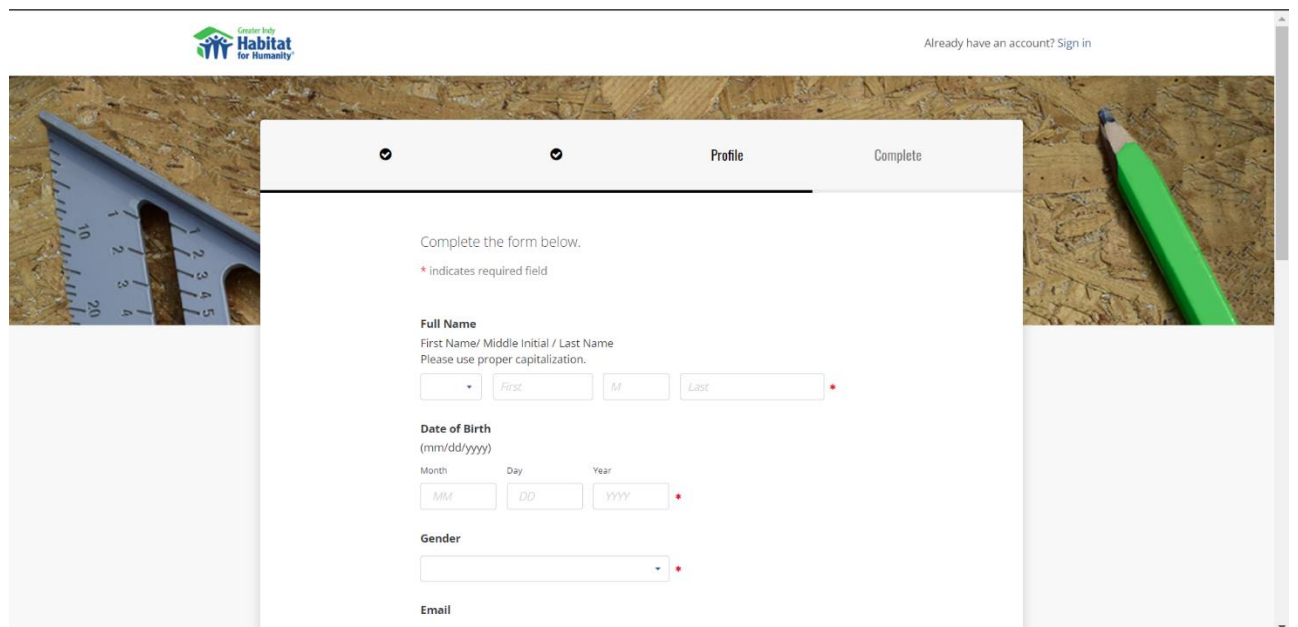
Password

Verify Password

NEXT

Step 4:

Complete the Profile Questions. It is important that we have this information in case of an emergency or issue while you are volunteering. (Note: not all questions from the registration process are shown here.)



The screenshot shows the Habitat for Humanity registration form at Step 4. The background features a wooden surface with a blue square and a green pencil. The form has a header with the Habitat for Humanity logo and a link "Already have an account? Sign in". Below the header is a progress bar with four tabs: "Account", "Affiliations", "Profile", and "Complete". The "Profile" tab is active. The main content area has a heading "Complete the form below." followed by a paragraph: "First Name/ Middle Initial / Last Name Please use proper capitalization." Below this is a form with three input fields: "First", "M", and "Last". Below this is a form with three input fields: "Month", "Day", and "Year". Below this is a form with one input field: "Gender". Below this is a form with one input field: "Email".

Greater Body
Habitat
for Humanity

Already have an account? Sign in

Account Affiliations Profile Complete

Complete the form below.

* Indicates required field

Full Name
First Name/ Middle Initial / Last Name
Please use proper capitalization.

First M Last

Date of Birth
(mm/dd/yyyy)

Month Day Year

MM DD YYYY

Gender

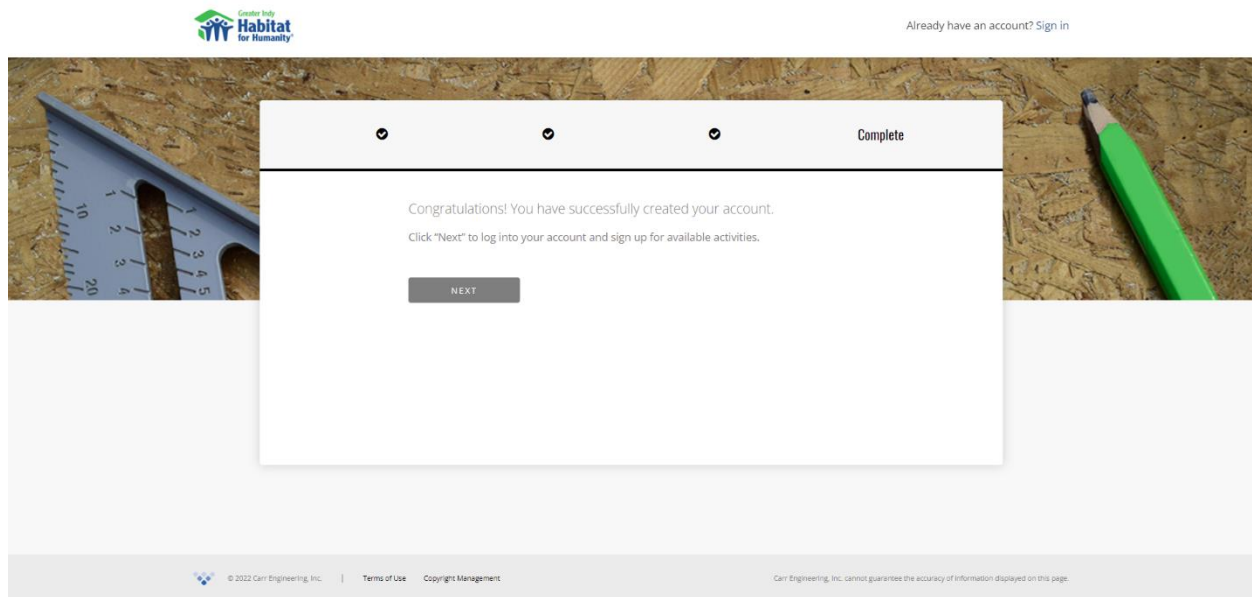
Gender

Email

Email

Step 5:

You will see a confirmation page when your account creation is complete. Click on next. You are now registered to volunteer! Keep an eye out for a confirmation email in your inbox.



Note:

Can't remember your password? Don't worry! Before you start over with a new account, save some time and click on the "Forgot Password" link. Resetting your password is simple! Enter your email and you will immediately receive a link for a password reset and your username. Now you're ready to register for your Habitat experience!